

# PLACERVILLE POLICE DEPARTMENT

## PATROL ~ DISPATCH ~ INVESTIGATIONS

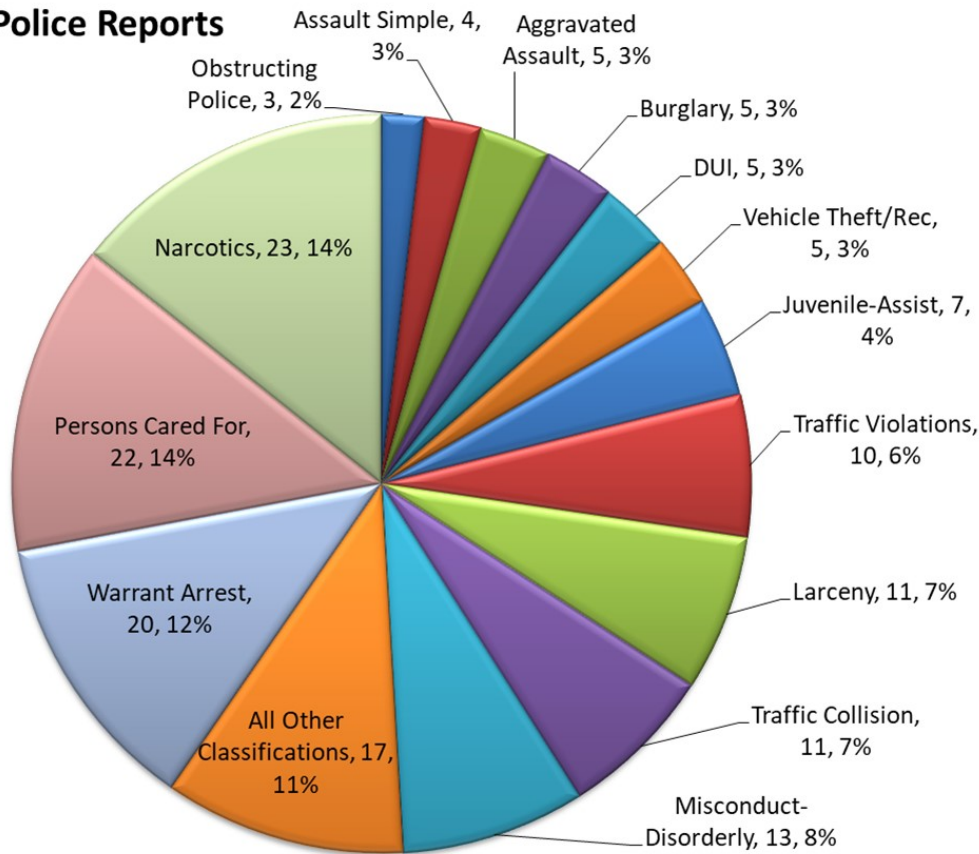
### SEPTEMBER 2021



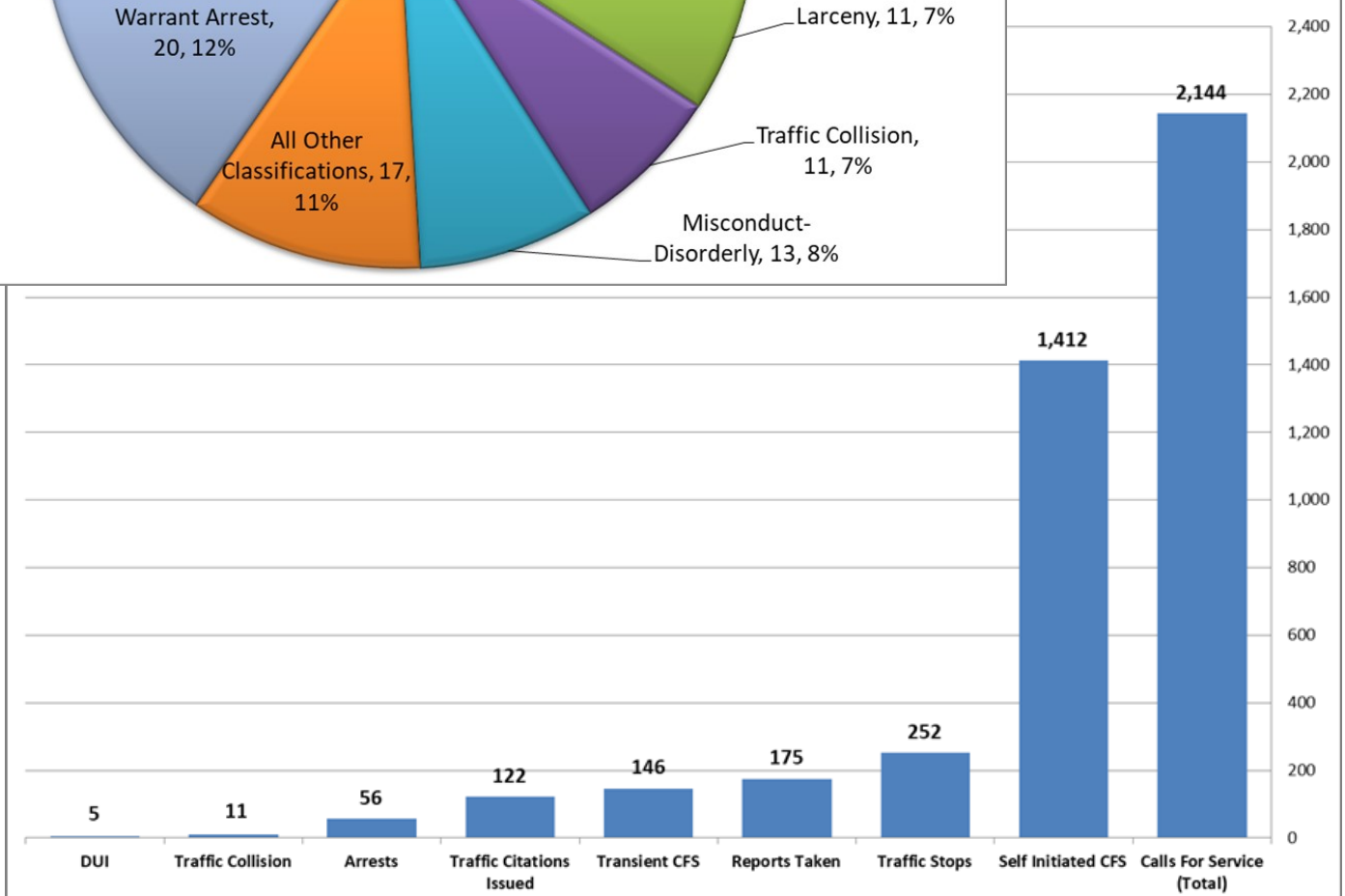
PRESENTED TO COUNCIL: October 12, 2021

## POLICE REPORTS AND SERVICE DEMANDS

### Police Reports



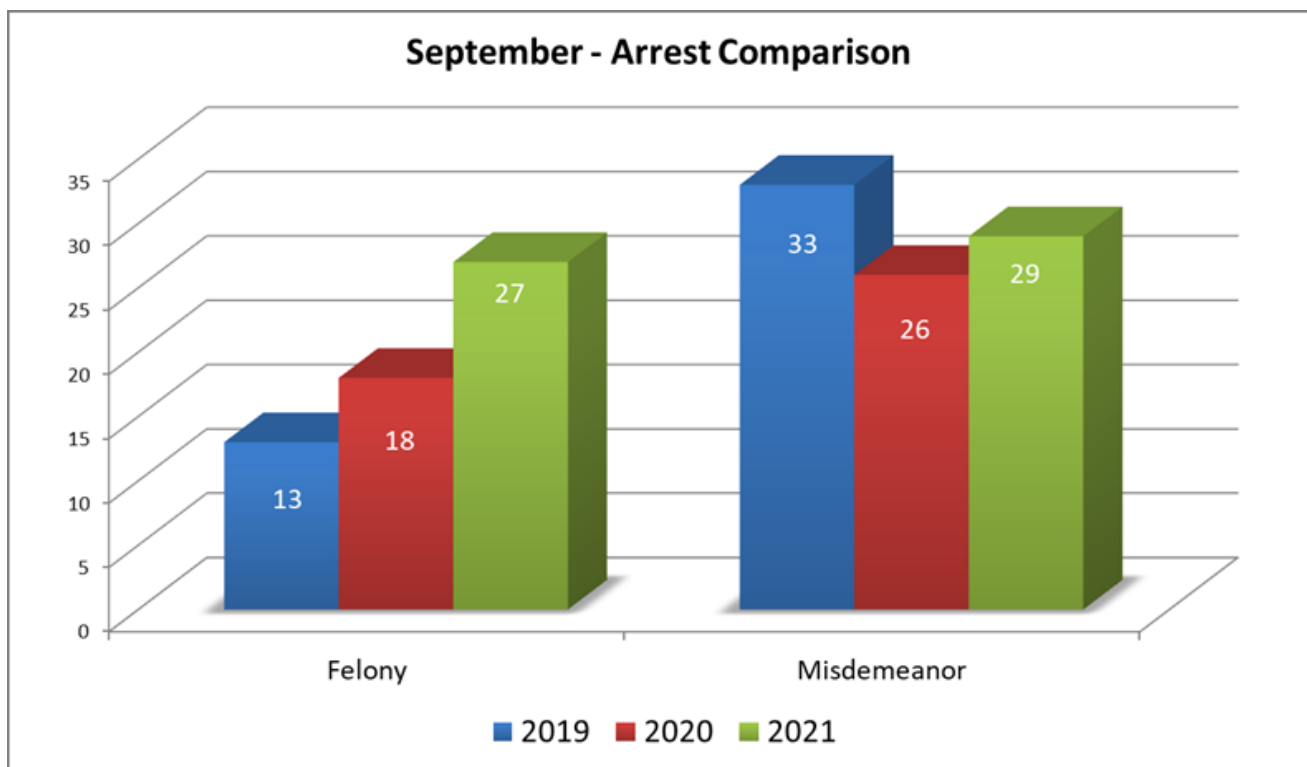
### Service Demands



## PART ONE CRIMES (UCR)

| 2021         | Jan       | Feb       | Mar       | Apr       | May       | Jun       | Jul       | Aug       | Sep       | Oct      | Nov      | Dec      | YTD 2021   |
|--------------|-----------|-----------|-----------|-----------|-----------|-----------|-----------|-----------|-----------|----------|----------|----------|------------|
| Homicide     | 0         | 0         | 0         | 0         | 0         | 0         | 0         | 0         | 0         |          |          |          | 0          |
| Rape         | 0         | 0         | 1         | 0         | 1         | 0         | 0         | 1         | 0         |          |          |          | 3          |
| Robbery      | 0         | 0         | 1         | 0         | 1         | 1         | 0         | 0         | 0         |          |          |          | 3          |
| Agg. Assault | 3         | 4         | 3         | 1         | 5         | 2         | 2         | 7         | 5         |          |          |          | 32         |
| Burglary     | 1         | 1         | 7         | 2         | 0         | 2         | 3         | 0         | 5         |          |          |          | 21         |
| Larceny      | 13        | 20        | 17        | 9         | 8         | 18        | 6         | 14        | 11        |          |          |          | 116        |
| Veh. Theft   | 6         | 0         | 1         | 0         | 0         | 1         | 0         | 1         | 0         |          |          |          | 9          |
| Arson        | 0         | 0         | 0         | 2         | 1         | 0         | 1         | 1         | 0         |          |          |          | 5          |
| <b>TOTAL</b> | <b>23</b> | <b>25</b> | <b>30</b> | <b>14</b> | <b>16</b> | <b>24</b> | <b>12</b> | <b>24</b> | <b>21</b> | <b>0</b> | <b>0</b> | <b>0</b> | <b>189</b> |

## ARRESTS



|                                 | Sept. 2019 | Sept. 2020 | Percent of Change 19/20 | Sept. 2021 | Percent of Change 20/21 |
|---------------------------------|------------|------------|-------------------------|------------|-------------------------|
| <b>Arrests</b>                  |            |            |                         |            |                         |
| <b>Felony</b>                   | 13         | 18         | 38%                     | 27         | 50%                     |
| <i>Health &amp; Safety Code</i> | 0          | 2          | 200%                    | 1          | -50%                    |
| <i>Penal Code</i>               | 12         | 15         | 25%                     | 25         | 67%                     |
| <i>Vehicle Code</i>             | 1          | 1          | 0%                      | 1          | 0%                      |
| <b>Misdemeanor</b>              | 31         | 26         | -16%                    | 29         | 12%                     |
| <i>Health &amp; Safety Code</i> | 10         | 7          | -30%                    | 7          | 0%                      |
| <i>Penal Code</i>               | 15         | 11         | -27%                    | 14         | 27%                     |
| <i>Vehicle Code</i>             | 6          | 8          | 33%                     | 8          | 0%                      |

## TRAFFIC

|                   | Sept.<br>2019 | Sept.<br>2020 | Percent<br>of Change<br>19/20 | Sept.<br>2021 | Percent<br>of Change<br>20/21 |
|-------------------|---------------|---------------|-------------------------------|---------------|-------------------------------|
| <b>Traffic</b>    |               |               |                               |               |                               |
| Citations         | 48            | 88            | 83%                           | 122           | 39%                           |
| Traffic Stops     | 208           | 138           | -34%                          | 252           | 83%                           |
| DUI               | 6             | 6             | 0%                            | 5             | -17%                          |
| Traffic Collision | 7             | 10            | 43%                           | 11            | 10%                           |

## DISPATCH

|                             | Sept.<br>2019 | Sept.<br>2020 | Percent<br>of Change<br>19/20 | Sept.<br>2021 | Percent<br>of Change<br>20/21 |
|-----------------------------|---------------|---------------|-------------------------------|---------------|-------------------------------|
| <b>Dispatch</b>             |               |               |                               |               |                               |
| Calls for Service (CFS)     | 1,871         | 1,920         | 3%                            | 2,144         | 12%                           |
| Transient Related           | 142           | 165           | 16%                           | 146           | -12%                          |
| CFS Average 24 hr.          | 64            | 65            | 2%                            | 73            | 12%                           |
| Priority 1<br>Response Time | 5:01          | 6:13          | 1:12                          | 4:25          | 1:48                          |

## REPORTS

|                 | Sept.<br>2019 | Sept.<br>2020 | Percent<br>of Change<br>19/20 | Sept.<br>2021 | Percent<br>of Change<br>20/21 |
|-----------------|---------------|---------------|-------------------------------|---------------|-------------------------------|
| <b>Reports</b>  |               |               |                               |               |                               |
| General Crime   | 167           | 150           | -10%                          | 175           | 17%                           |
| 5150 W.I.       | 19            | 4             | -79%                          | 17            | 325%                          |
| Field Interview | 6             | 11            | 83%                           | 10            | -9%                           |

## INVESTIGATIONS

Investigations 2021 open case load is currently 53. One Detective is currently assigned .

## 290 PC SEX-REGISTRANTS

290 PC Sex—Registrants currently registered in the City Limits of Placerville—43



**PARTNERS WITH THE COMMUNITY**