

# PLACERVILLE POLICE DEPARTMENT

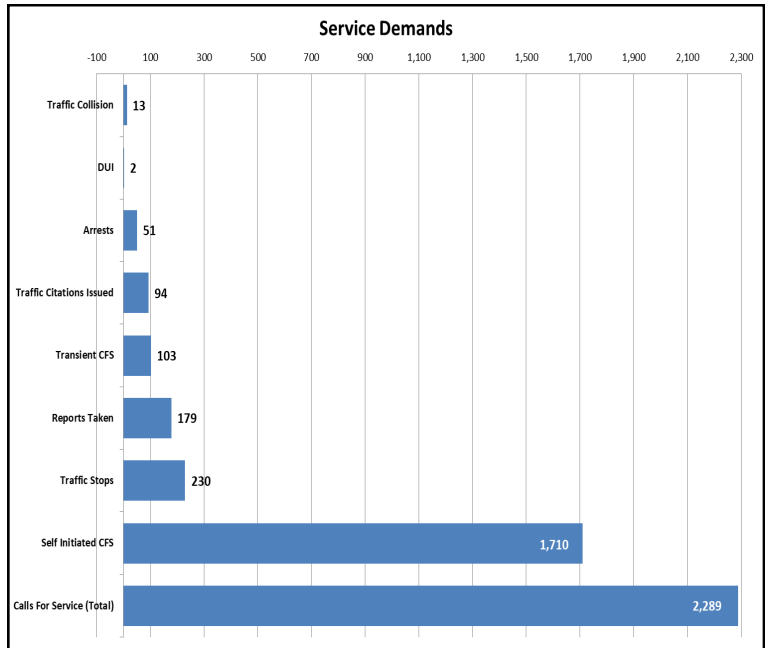
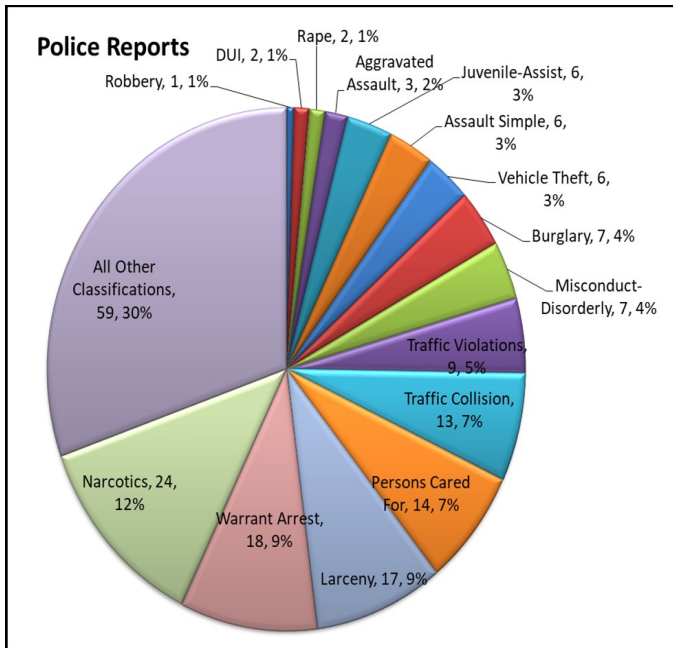
## PATROL ~ DISPATCH ~ INVESTIGATIONS

### MARCH 2021



PRESENTED TO COUNCIL: APRIL 13, 2021

### POLICE REPORTS AND SERVICE DEMANDS



|                                |     |
|--------------------------------|-----|
| Extra Patrol                   | 957 |
| Traffic Stop                   | 230 |
| Suspicious Subject In progress | 139 |
| Foot Patrol                    | 103 |
| Follow-Up                      | 98  |

### SOCIAL MEDIA:



| Facebook           |                      | Instagram                    |                      | Twitter        |                      | NextDoor |                      |
|--------------------|----------------------|------------------------------|----------------------|----------------|----------------------|----------|----------------------|
| @PlacervillePolice | +/- from Prev. Month | @placervillepolicedepartment | +/- from Prev. Month | @placervillepd | +/- from Prev. Month | Members  | +/- from Prev. Month |
| 11,929             | 67                   | 3,872                        | 135                  | 4,816          | 11                   | 2,375    | 20                   |

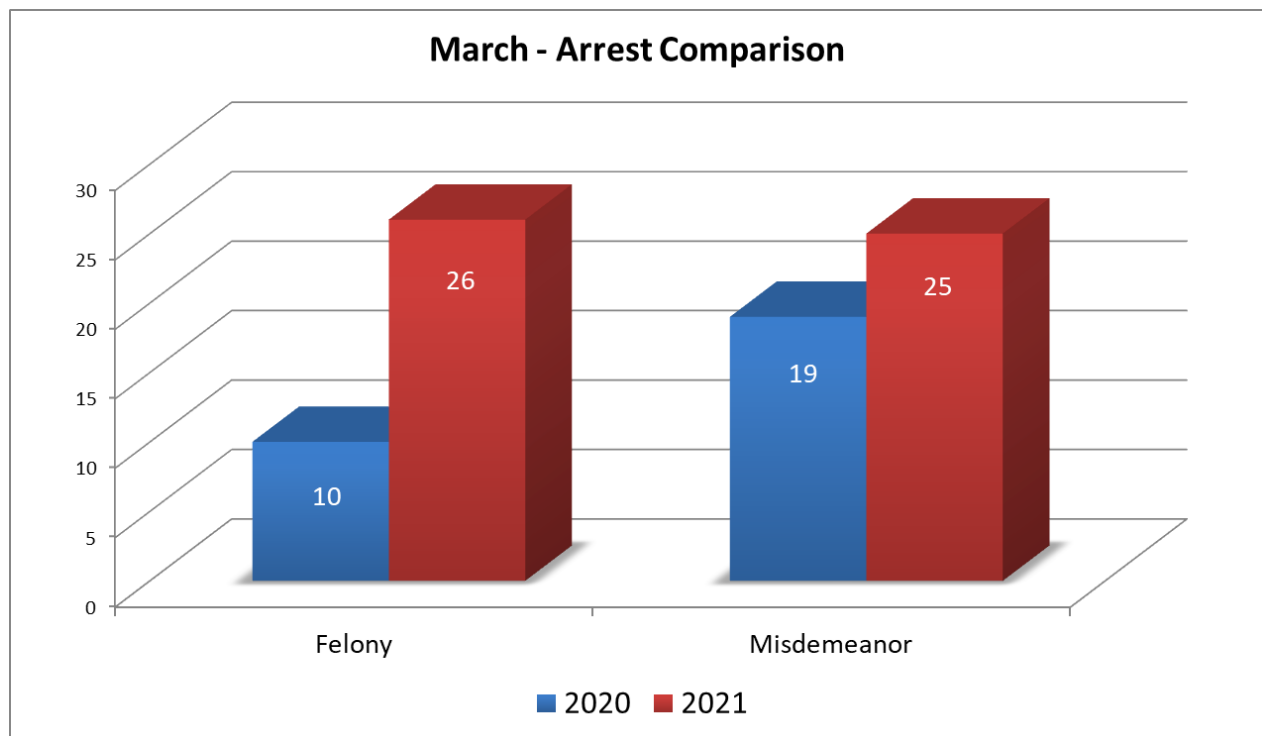
The Placerville Police Department has joined 'Neighbors' in our efforts to connect with residents and improve the safety of our community. Neighbors will allow, the user, to share photos, videos, and information related to local crime and safety incidents so fellow residents can stay informed.

PPD can now chime-in with relevant updates or safety alerts to help residents stay informed. Anyone with a smartphone can download the Neighbors App in order to receive updates and have the option to post photos or videos from any device.

## PART ONE CRIMES (UCR)

|              | 2021 | Jan       | Feb       | Mar       | Apr      | May      | Jun      | Jul      | Aug      | Sep      | Oct      | Nov      | Dec      | 2021 YDT    | YTD       | YTD       | %Diff.      | 5 Year       | % Diff.           |
|--------------|------|-----------|-----------|-----------|----------|----------|----------|----------|----------|----------|----------|----------|----------|-------------|-----------|-----------|-------------|--------------|-------------------|
|              |      |           |           |           |          |          |          |          |          |          |          |          |          | Crime Rate  | 2020      | 2021      | '21 vs. '20 | Ave.         | 2021 vs. 5 YR Avg |
|              |      |           |           |           |          |          |          |          |          |          |          |          |          | 1,000       |           |           |             |              |                   |
| Homicide     |      | 0         | 0         | 0         |          |          |          |          |          |          |          |          |          | 0.00        | 0         | 0         | N/C         | 0.00         | N/C               |
| Rape         |      | 0         | 0         | 1         |          |          |          |          |          |          |          |          |          | 0.09        | 1         | 1         | 0%          | 1.40         | -29%              |
| Robbery      |      | 0         | 0         | 1         |          |          |          |          |          |          |          |          |          | 0.09        | 0         | 1         | N/C         | 0.40         | 150%              |
| Agg. Assault |      | 3         | 4         | 3         |          |          |          |          |          |          |          |          |          | 0.92        | 8         | 10        | 25%         | 2.80         | 257%              |
| Burglary     |      | 1         | 1         | 7         |          |          |          |          |          |          |          |          |          | 0.83        | 13        | 9         | -31%        | 9.20         | -2%               |
| Larceny      |      | 13        | 20        | 17        |          |          |          |          |          |          |          |          |          | 4.59        | 38        | 50        | 32%         | 31.20        | 60%               |
| Veh. Theft   |      | 6         | 0         | 1         |          |          |          |          |          |          |          |          |          | 0.64        | 6         | 7         | 17%         | 4.80         | 46%               |
| Arson        |      | 0         | 0         | 0         |          |          |          |          |          |          |          |          |          | 0.00        | 0         | 0         | N/C         | 0.20         | -100%             |
| <b>TOTAL</b> |      | <b>23</b> | <b>25</b> | <b>30</b> | <b>0</b> | <b>0</b> | <b>0</b> | <b>0</b> | <b>0</b> | <b>0</b> | <b>0</b> | <b>0</b> | <b>0</b> | <b>7.16</b> | <b>66</b> | <b>78</b> | <b>N/C</b>  | <b>50.00</b> | <b>56%</b>        |

## ARRESTS



|                                 | March 2020 | March 2021 | Percent of Change |
|---------------------------------|------------|------------|-------------------|
| <b>Arrests</b>                  |            |            |                   |
| <b>Felony</b>                   | 10         | 26         | 160%              |
| <i>Health &amp; Safety Code</i> | 0          | 0          | 0%                |
| <i>Penal Code</i>               | 10         | 25         | 150%              |
| <i>Vehicle Code</i>             | 0          | 1          | 100%              |
| <b>Misdemeanor</b>              | 19         | 25         | 32%               |
| <i>Health &amp; Safety Code</i> | 2          | 12         | 500%              |
| <i>Penal Code</i>               | 9          | 10         | 11%               |
| <i>Vehicle Code</i>             | 8          | 3          | -63%              |

## TRAFFIC

|                   | March 2020 | March 2021 | Percent of Change |
|-------------------|------------|------------|-------------------|
| <b>Traffic</b>    |            |            |                   |
| Citations         | 25         | 94         | 276%              |
| Traffic Stops     | 99         | 230        | 132%              |
| DUI               | 9          | 2          | -78%              |
| Traffic Collision | 9          | 13         | 44%               |

## DISPATCH

|                          | March 2020 | March 2021 | Percent of Change |
|--------------------------|------------|------------|-------------------|
| <b>Dispatch</b>          |            |            |                   |
| Calls for Service (CFS)  | 2,058      | 2,289      | 11%               |
| Transient Related        | 158        | 103        | -35%              |
| CFS Average 24 hr.       | 67         | 75         | 12%               |
| Priority 1 Response Time | 4:13       | 4:33       | 0:20              |

## REPORTS

|                 | March 2020 | March 2021 | Percent of Change |
|-----------------|------------|------------|-------------------|
| <b>Reports</b>  |            |            |                   |
| General Crime   | 118        | 179        | 52%               |
| 5150 W.I.       | 11         | 9          | -18%              |
| Field Interview | 8          | 10         | 25%               |

## INVESTIGATIONS

Investigations 2021 open case load is currently 86. One Detective is currently assigned .

## 290 PC SEX-REGISTRANTS

|                               | March 2020 | March 2021 | Percent of Change |
|-------------------------------|------------|------------|-------------------|
| <b>290 PC Sex Registrants</b> |            |            |                   |
| City of Placerville           | Residence  | Transient  | Total             |
|                               | 29         | 14         | 43                |



**PARTNERS WITH THE COMMUNITY**